

This document provides some information regarding the local transportations to reach Kobe University. Fig. 1 shows the location of Kobe University relative to downtown Kobe.



## From Kansai and Osaka Airports

Many international flights arrive at Kansai International Airport (KIX). If you arrive at another airport and connect to a domestic flight, you may also arrive at Osaka (Itami) Airport (ITM). In either case, we recommend you to take the Airport Limousine bus to Kobe Sannomiya, which takes you directly to the center of downtown Kobe. (1900 yen and 65 min. from KIX, 1020 yen and 40 min. from ITM.) With train, you have to change trains many times, and it takes much more time. For KIX-Kobe, a round-trip ticket is also available at 3000 yen. Purchase it when you take the bus to Kobe.

FIG.2 below shows where the limousine bus from KIX/ITM drops you, where you can buy ticket and take the limousine for KIX/ITM, and where Sannomiya stations are located.

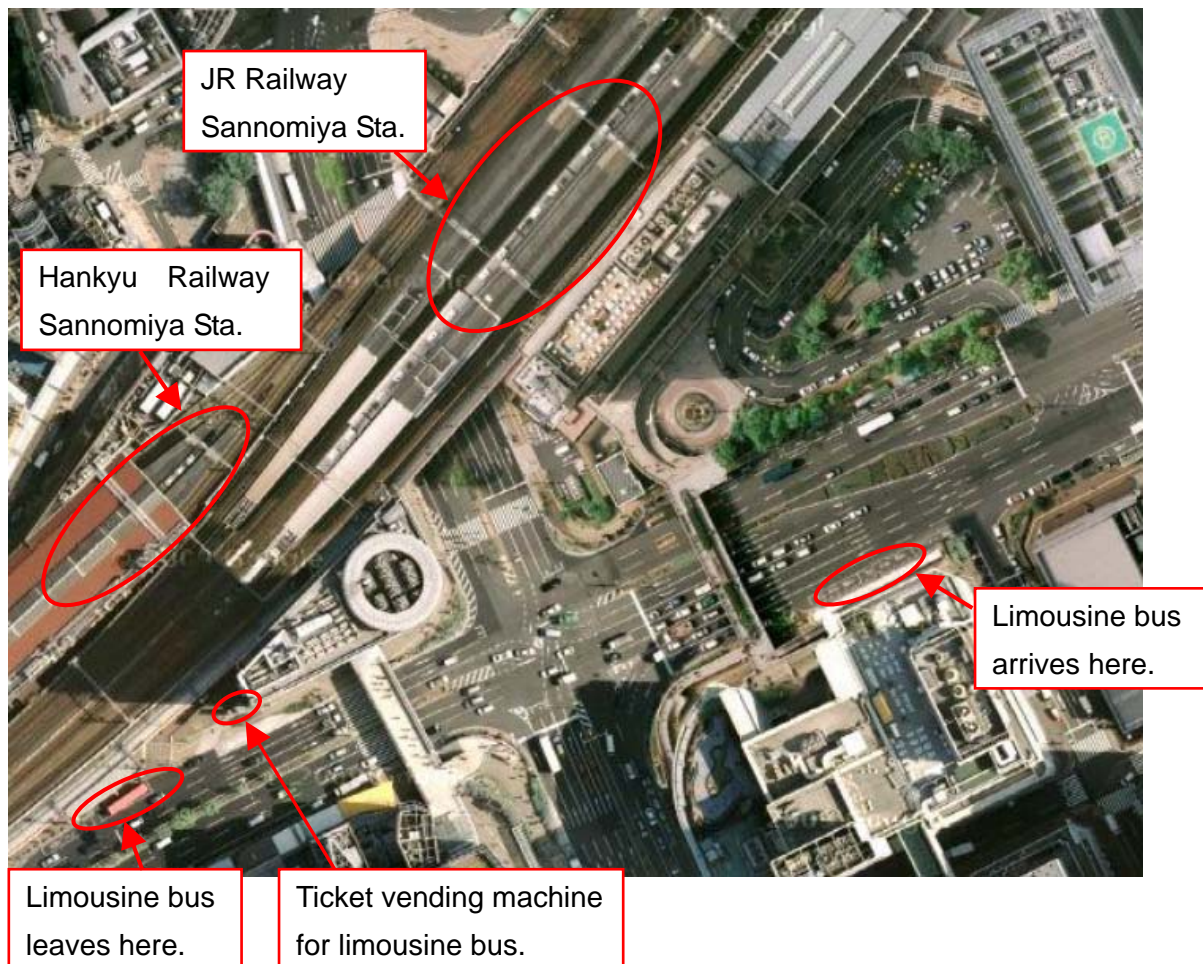


FIG.2. Sannomiya Station and limousine bus stops in downtown Kobe.

## From downtown Kobe to Kobe University

There are two major railways to reach Kobe University area from Sannomiya Station in downtown Kobe.

(1) Hankyu Railway: Take a local train and get off at Rokko Station (3rd station from Sannomiya, east bound). Fare: 160 yen.

(2) JR Railway: Take a local train and get off at Rokkomichi Station (2nd stop from Sannomiya, east bound). Fare: 180 yen.

Only local trains stop at these stations, so do NOT take rapid service trains.

At Rokko or Rokkomichi stations, take bus #36 to reach Kobe University. The bus stops show the number “36”, but have no other English signs. So be careful not to take the wrong bus to the opposite direction. See Figs. 3 and 4. Regarding where to get off the bus, see the next page and Figs. 5 and 6.



FIG. 3 Bus stop at Rokko Station, Hankyu Railway.

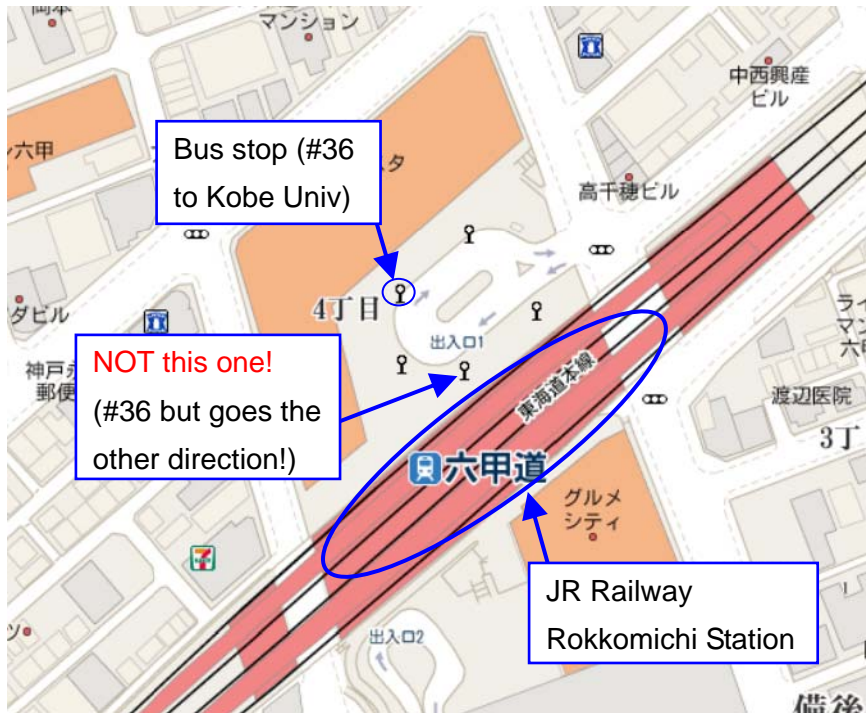


FIG. 4. Bus stop at Rokkomichi Station, JR Railway.

### Bus ride to Kobe Univ. campus from the nearby train stations.

As shown in Fig. 5, the #36 bus goes through both Rokko Station (Hankyu Railway) and Rokkomichi Station (JR Railway). Usually it takes ~8 min. from Rokko, and ~12 min. from Rokkomichi. (Between 8 and 9 AM the bus is crowded with many students, so expect more time.) The fare is 200 yen. You pay when you get off the bus. If you need to make change, you may do so before you pay. (Change available only with 500 yen coin and 1000 yen bill. No larger bills are accepted.)

On the bus and at the bus stop, **there is no English sign and announcement (again)**. So look outside carefully during your ride, and as shown in Fig. 6, get off the bus at the second stop after the intersection marked with “Right turn” in Fig. 6. A gate to Kobe Univ. campus is located near the bus stop, and you will see a sign of NSS6. Good luck!

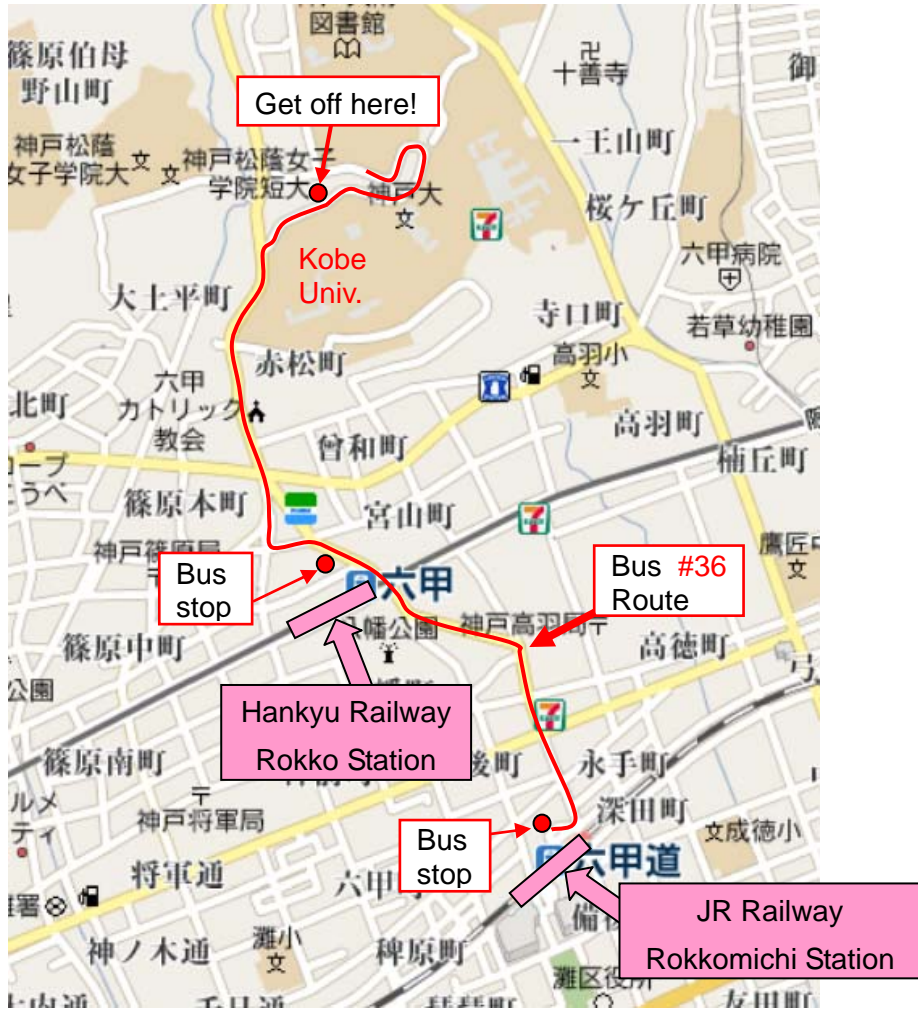


FIG. 5. Bus route to Kobe University campus.

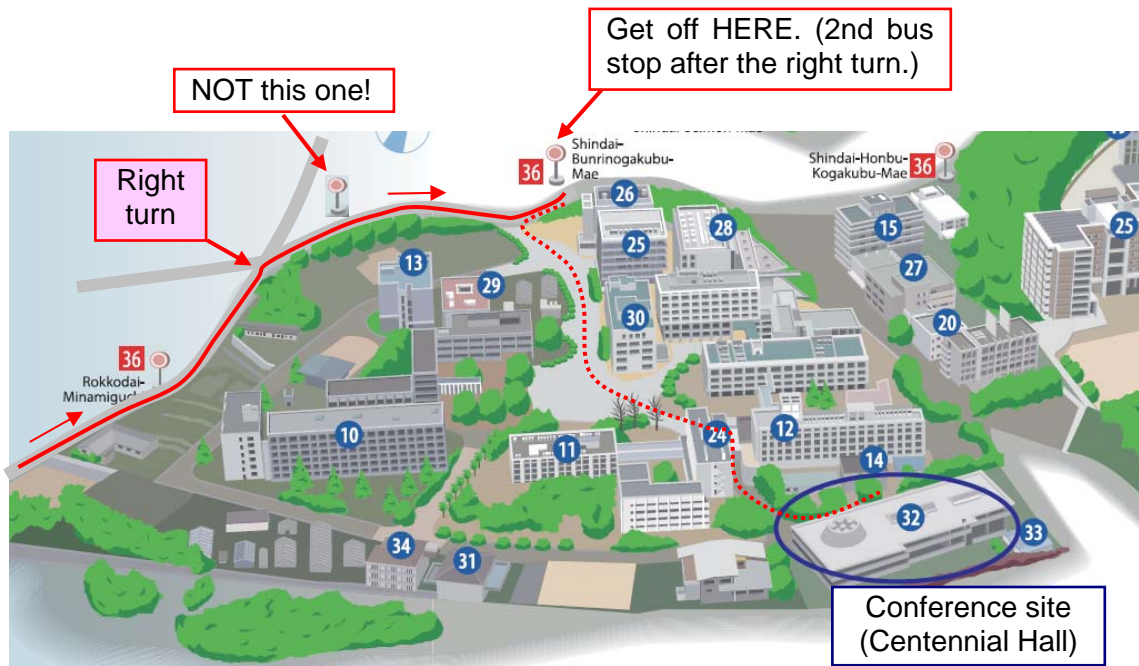


FIG. 6. At which bus stop you should get off.

## If you would like to walk up to Kobe University campus.

From Rokko station, you can walk to the conference site in about 15 minutes, and in fact many students walk to the campus. (From Rokkomichi it takes more, about 30 minutes.) But remember, the altitude of the NSS6 conference site is 60 meters higher than that of Rokko station, so it is uphill all the way. Fig. 7 below shows two routes to walk up to Kobe University.

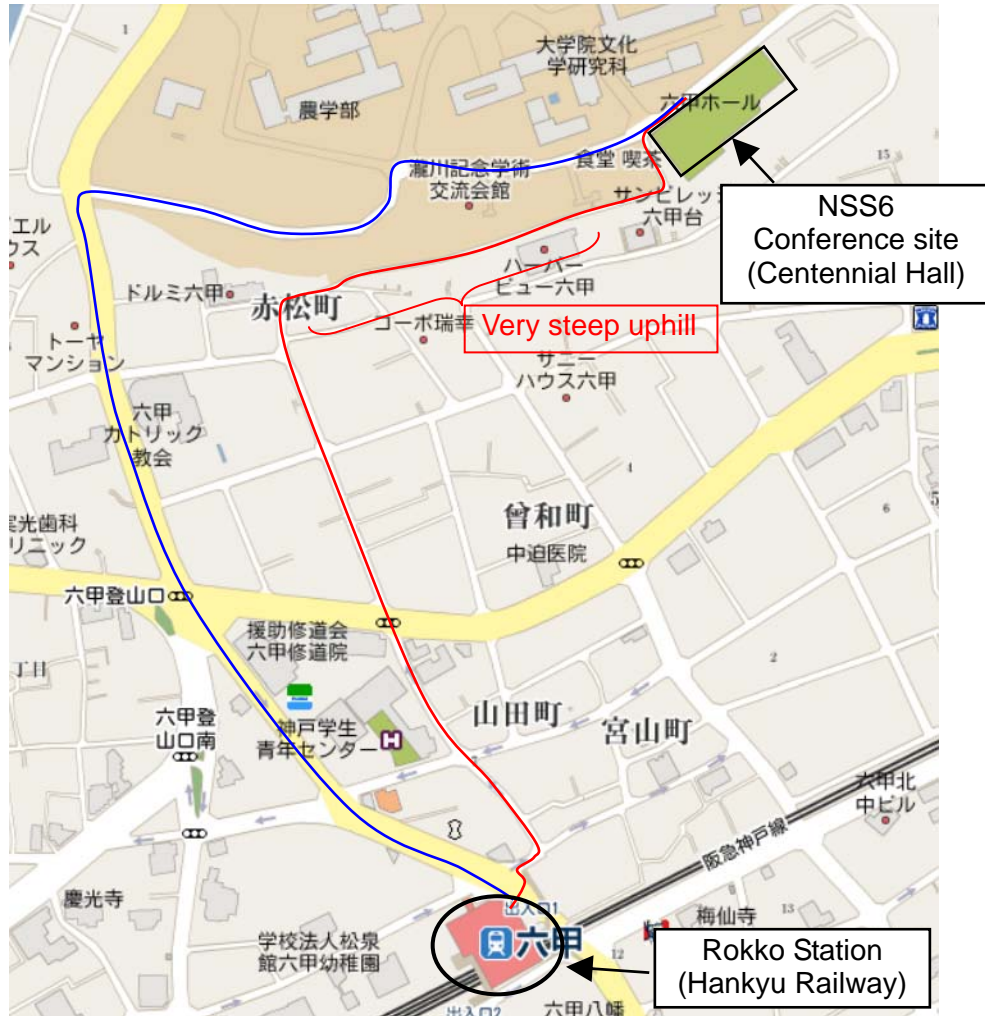


FIG. 7. Two routes to walk from Rokko Station (Hankyu Railway) to the conference site. Either way, it is uphill all the way. The red one is closer (15 minutes) but the uphill is steeper. The altitude of the conference site is about 60 meters higher than that of Rokko station.